

Rebuilding livelihoods after displacement

Economic resilience and recovery priorities among households in Bujari displacement camp

NEAR GOMA, DEMOCRATIC REPUBLIC OF THE CONGO

DECEMBER 2024 SURVEY

ABOUT VIJANA AFRICA

About Vijana Africa

Vijana Africa works alongside communities to advance peace and conflict transformation through education, youth entrepreneurship and civic engagement. Its work connects practical opportunities for learning and livelihoods with the conditions people need to live in safety and dignity.

This study grew from our engagement with displaced families in Bujari displacement camp near Goma, North Kivu, Democratic Republic of the Congo. We asked households about the work they had lost, the skills they retained and the support they considered useful for rebuilding financial stability.

We publish these findings to inform partners, public authorities, funders, researchers and other stakeholders. The accounts bring household priorities into decisions about economic recovery: what to support, which barriers to address and how to judge whether assistance makes a lasting difference.



Vijana Africa team. Photography: Vijana Africa.

About the study

The analysis draws on 957 household survey records retained from 981 submissions. Responses submitted from 5 to 11 December 2024 describe previous livelihoods, skills, financial practices and aspirations. The findings are a historical account of the surveyed households, not a representative estimate for all displaced people near Goma.

Suggested citation

Vijana Africa. Rebuilding livelihoods after displacement: Economic resilience and recovery priorities among households in Bujari displacement camp. Analysis of the December 2024 household survey.

PURPOSE

Recovery begins with the ability to work

People describe capabilities as well as losses. Both belong in the response.

Displacement can interrupt more than a job. A field may provide food for the household, a harvest to sell and a reserve for an emergency. A small business may support school fees while keeping a family connected to suppliers and customers. When those arrangements break down, replacing one item may leave several other needs unresolved.

The survey examines those connections through the accounts of people living with displacement. Respondents describe agriculture, trade, livestock, transport and skilled occupations. They explain what they used to do, what remains possible and what they believe would help them begin again.

Many requests are practical: a machine, stock, seeds, a field, a job or a training opportunity. Their specificity matters. Assistance should begin by understanding the activity and the constraint, rather than assuming that every household needs the same package.

The report uses economic resilience as a question about maintaining livelihoods, coping with disruption and rebuilding stability. It does not calculate a resilience score. The questionnaire does not include the consistent income, expenditure or household roster measures that such a score would require.

Nor should the ability to endure hardship automatically be read as recovery. Borrowing for food, selling a productive asset or accepting unsafe work may meet an immediate need while weakening future earning capacity. The accounts invite closer attention to the difference.

The response must connect what people can do with opportunities they can safely use. That requires attention to working capital and equipment, but also customers, care responsibilities, health and access to work. The report identifies decisions to investigate and interventions to test; it does not promise that a particular business will succeed.





Household survey activities in Bujari displacement camp, December 2024. Photography: Vijana Africa.

EXECUTIVE SUMMARY

What the evidence supports

957
retained household records

~5,100
estimated household members

74.1%
female respondents

Livelihoods were connected

Agriculture-related words appear in 684 previous-livelihood answers (71.5%). Commerce appears in 380 (39.7%). Both occur in 186 answers. These overlapping mentions reflect how farming and trade can appear together in a livelihood account; they are not a verified occupational census.

People identify usable abilities

Answers mention tailoring, food preparation, transport, construction, hair work and basket-making alongside agriculture and commerce. Some respondents describe existing experience; others want to learn. Those starting points require different assistance.

Access is part of the problem

Accounts connect earning opportunities with insecurity, illness, hunger, low or unpaid wages, lack of land and family responsibilities. A livelihood package can miss its purpose when it addresses tools or training while leaving the binding constraint untouched.

Trade is a prominent aspiration

Commerce-related words appear in 761 of 953 non-blank desired-work answers (79.9%). This is a text indicator, not proof of viable demand. Some respondents also describe weak sales and intense competition. Sector choices need a market check.

Household coverage is estimated

Vijana Africa identifies households as the study unit. Applying the DRC national mean of 5.3 members to 957 records gives about 5,100 people. Household size was not measured here. The estimate assumes distinct households and includes the respondents.

The next step is a focused pilot

Validate priorities under current conditions, match assistance to the person and the opportunity, and measure net earnings, activity continuity and safety. The survey supports a needs assessment. Program impact must be established through subsequent evidence.

Reading the figures: shares describe retained answers or respondents, as labelled. They are not population estimates for Goma. Female respondent share uses 955 recorded responses and does not indicate household headship.

NAVIGATION

Contents

06 The study and its scope
07 Households and estimated population
08 Who answered the survey
09 Livelihoods before displacement
10 Farming and trade in the same account
11 Savings and mutual support
12 Skills and aspirations
13 Barriers to earning and retaining income
14 Safety and access to work
15 Health and household responsibilities
16 Capital and productive assets
17 Market demand and viable earnings
18 Matching support to the constraint
19 A pilot designed to learn
20 What to measure
21 Recommendations for stakeholders
22 Methods and limitations
23 Text indicator codebook
24 Reference counts
25 Questionnaire in English
26 Sources and acknowledgements
27 Offices and further information

The report distinguishes three forms of evidence: descriptive counts, exploratory word indicators and qualitative interpretation. Each figure states its denominator and the limits of its meaning.

01 STUDY APPROACH

The study and its scope

981 submissions. Transparent exclusions. 957 retained household survey records.

The instrument contains five sections: basic information, livelihoods before displacement, skills, aspirations and challenges, and wider ideas for economic opportunity. Facilitators were instructed to record answers faithfully and encourage fuller explanations. The export contains both substantive answers and administrative fields.

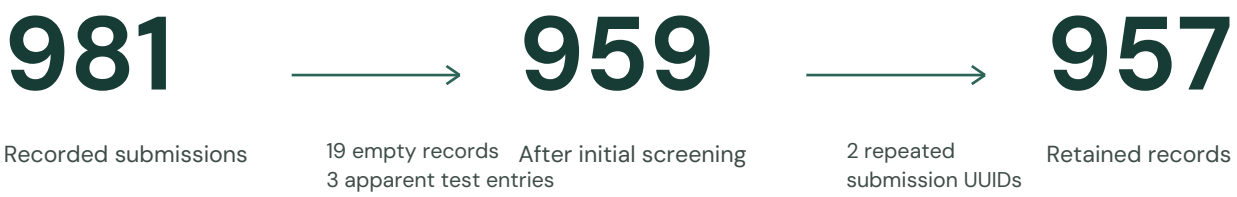

FIGURE 01. Record screening

Exclusions are mutually exclusive. The first occurrence of a repeated UUID is retained. Screening identifies repeat submissions, not every possible repeat household interview.

What was retained

A response remained in the analysis when it contained interpretable livelihood information, even if other answers were missing. Nineteen records contained no substantive answer across the 11 livelihood questions. Three early entries contained apparent test text. Two further entries repeated existing submission UUIDs.

The source workbook remains unchanged. Demographic counts use the respondent fields, not the enumerator information. Denominators vary because a retained record can be blank on a particular question.

How the evidence was read

Qualitative interpretation examines the meaning and context of the French answers. Reproducible word rules provide selected numerical indicators for previous work, underused skills and desired work. Categories overlap, and a record is counted only once per category within a question.

This is descriptive research. No population weights, inference tests, causal estimates or resilience index are applied. Vijana Africa identifies Bujari displacement camp near Goma as the study site. Recruitment procedures and the distribution of interviews within the camp are not established in the workbook.

02 STUDY COVERAGE

Households and estimated population

An estimated population provides context. It is not a count of people interviewed or assisted.

957 household survey records × **5.3** people per household ≈ **~5,100** estimated people

FIGURE 02. A household population estimate

957 × 5.3 = 5,072.1, rounded to about 5,100. The multiplier is the national mean in the DRC 2023-2024 Demographic and Health Survey [2]. It is not measured in this study.

The household is the study unit identified by Vijana Africa. A respondent provides the account, but the record can concern work and needs across the family. Sex and marital status describe that respondent; they do not establish the characteristics of every household member.

How sensitive is the estimate?



The 4.0 and 6.0 assumptions are illustrative scenarios, not measured limits or a statistical confidence interval.

Why use a mean?

A mean household size is appropriate for multiplying households into an estimated total. A median describes the middle household and cannot be substituted as if it were the mean. The survey contains no roster from which either can be calculated.

What the estimate assumes

The calculation assumes one distinct household per retained record and that the national average is a useful proxy. Displaced households may differ. Respondents are already included in the estimate and must not be added again. No age or sex breakdown is inferred.

03 RESPONDENT PROFILE

Who answered the survey

Household coverage and respondent characteristics describe different things.

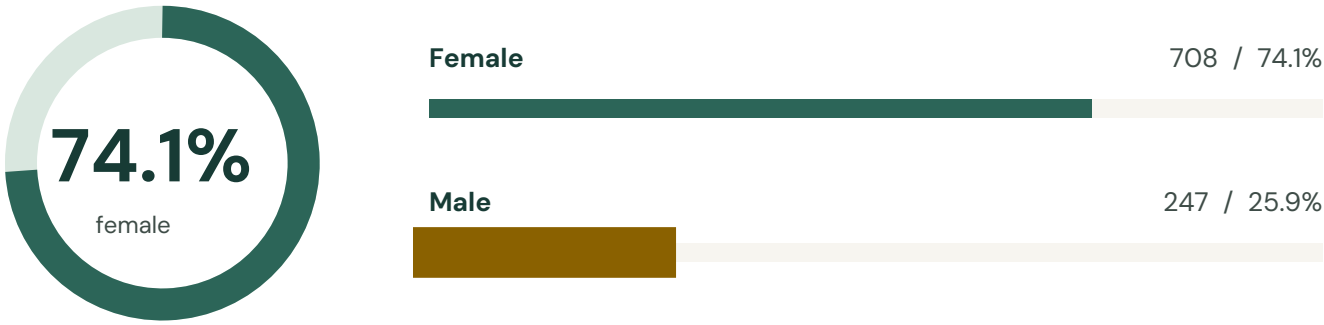

FIGURE 03. Respondent sex

955 recorded responses: 708 female and 247 male. Two retained records are blank. These figures do not measure household headship or the sex distribution of household members.

Respondent marital status	Records	Share of 957
Married	750	78.4%
Widowed	107	11.2%
Single	71	7.4%
Divorced	29	3.0%

The female majority is important when reading accounts of care and income generation. Without a recruitment protocol, it cannot be explained or taken to represent the wider displaced population. A married respondent may have an absent spouse or carry most household responsibilities.

The structured age field has no usable value among retained records. Narrative references to youth or advanced age cannot support an age distribution.

Time in camp appears as months, years, dates, ambiguous numbers and occasional unrelated answers. The report does not convert this field into a displacement timeline. It also does not infer household composition from names or coordinates.

Future intake should record household size and composition directly, with clear definitions and consent. That would replace the external population assumption with measured coverage.

04 PREVIOUS LIVELIHOODS

Farming and trade dominate the accounts

A single response can name several activities.

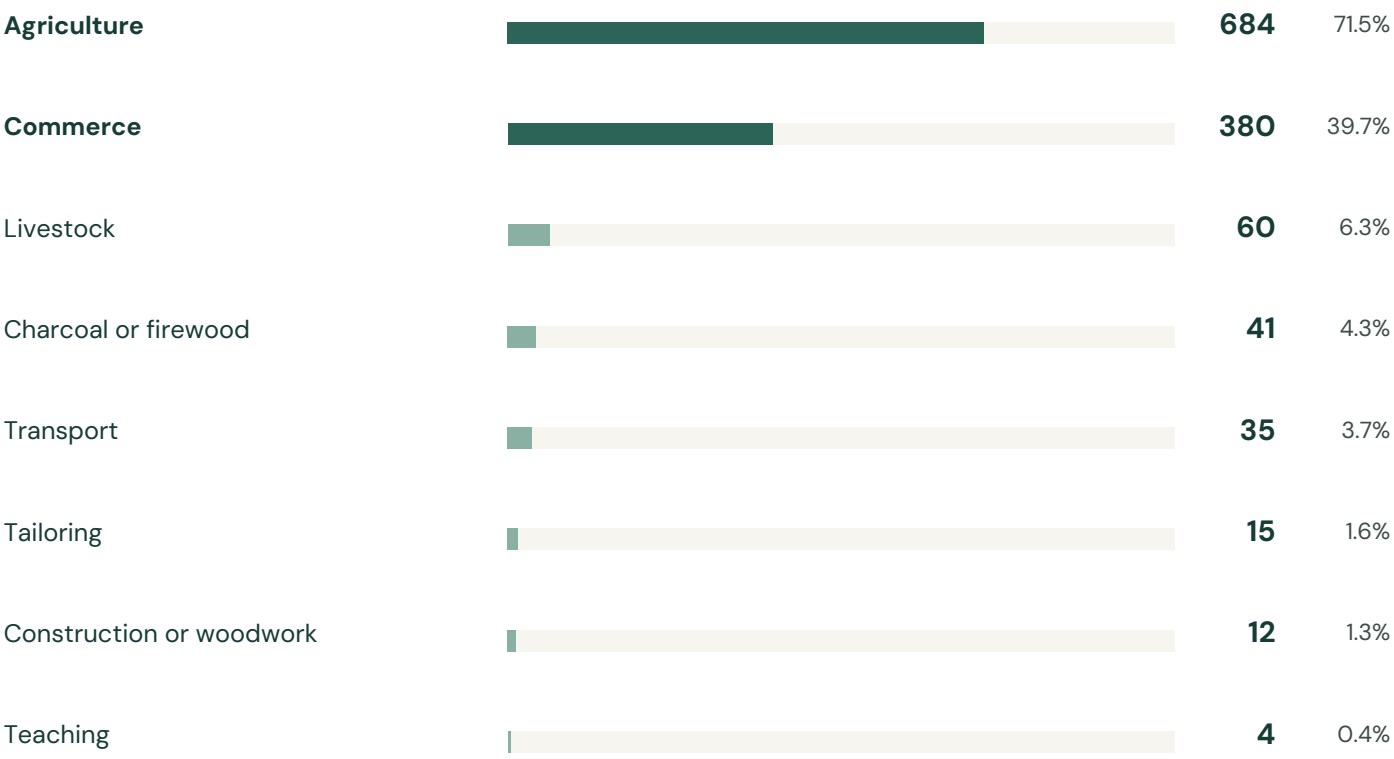

FIGURE 04. Activities mentioned before displacement

Word indicators in the previous-livelihood question (column W), n = 957. Categories overlap and are not exhaustive. Counts describe what appears in the answer, not a verified occupation or household income share.

Farming frequently appears alongside selling the harvest, raising animals or taking paid work. These combinations help explain why losing access to land can disrupt food consumption and cash earnings together.

Less frequently mentioned activities still matter for program design. Short answers and varied spellings may leave relevant experience outside these indicators.

The previous-livelihood question is about work before displacement. It should not be used as a direct measure of the work households could resume today. Land, equipment, markets and safe access may have changed.

Program design should identify which parts of a familiar livelihood remain feasible and which conditions would have to be restored.

05 CONNECTED ACTIVITIES

Farming and trade appear together

186 previous-livelihood answers mention both agriculture and commerce.



498
Agriculture only

186
Both

194
Commerce only

79
Neither term

FIGURE 05. Overlap in the previous-livelihood field

Mutually exclusive word-match groups, n = 957: agriculture only 498; both 186; commerce only 194; neither 79. “Only” concerns these two indicators, not every activity reported. “Neither” is not unemployment.

A connected household economy

Respondents describe retaining some produce to eat and selling some to finance other needs. Livestock can serve as another saleable asset. Work for other people may add cash between harvests. The same household can therefore depend on several activities for different purposes.

The overlap provides a reason to assess the wider household economy when choosing assistance. Supporting sales may depend on production or sourcing; restoring a field may still leave schooling and healthcare expenses to finance.

What the figure does not show

It does not measure the flow of money between farming and trade, the relative contribution of each activity or whether every activity belonged to the same household member. The question asks what the respondent did before displacement.

Read these groups within the previous-livelihood question. The questionnaire does not measure occupational transitions consistently enough to establish a move from one activity to another.

06 FINANCIAL PRACTICES

Savings and mutual support





A field conversation during the Bujari household survey. Photography: Vijana Africa.

Respondents refer to AVEC groups, tontines, ristournes and likilimba or similarly named arrangements. In context, these concern saving, contributing to a pooled fund, borrowing or receiving a rotating share. The different terms should not be treated as one identical financial product.

Accounts connect these practices with school fees, emergencies, livestock and trade. Others describe being unable to continue contributing after displacement. The mention of a group does not establish that it still operates or that a respondent can now access it.

Restore the income foundation

A savings arrangement helps manage resources. It cannot replace the resources themselves. A household with no surplus may first need an income source and support for essential needs.

Build on what already exists

Organizations supporting financial inclusion should establish which groups function, who trusts them, how decisions are made and who remains excluded. New arrivals and people unable to contribute regularly may need a different route into assistance.

A partnership could support clear group rules, simple records and transparent handling of funds. The choice should follow local practice rather than impose a financial structure whose terms participants do not understand.

Do not assume a request for debt

A request for money is not consent to borrow. Repayment capacity requires a separate assessment of income, expenses, existing obligations and exposure to disruption. Credit should not become the automatic answer to a request for capital.

07 CAPABILITIES AND ASPIRATIONS

An existing skill and a desired job are different

Two questions offer complementary views. Neither is a practical skills assessment.

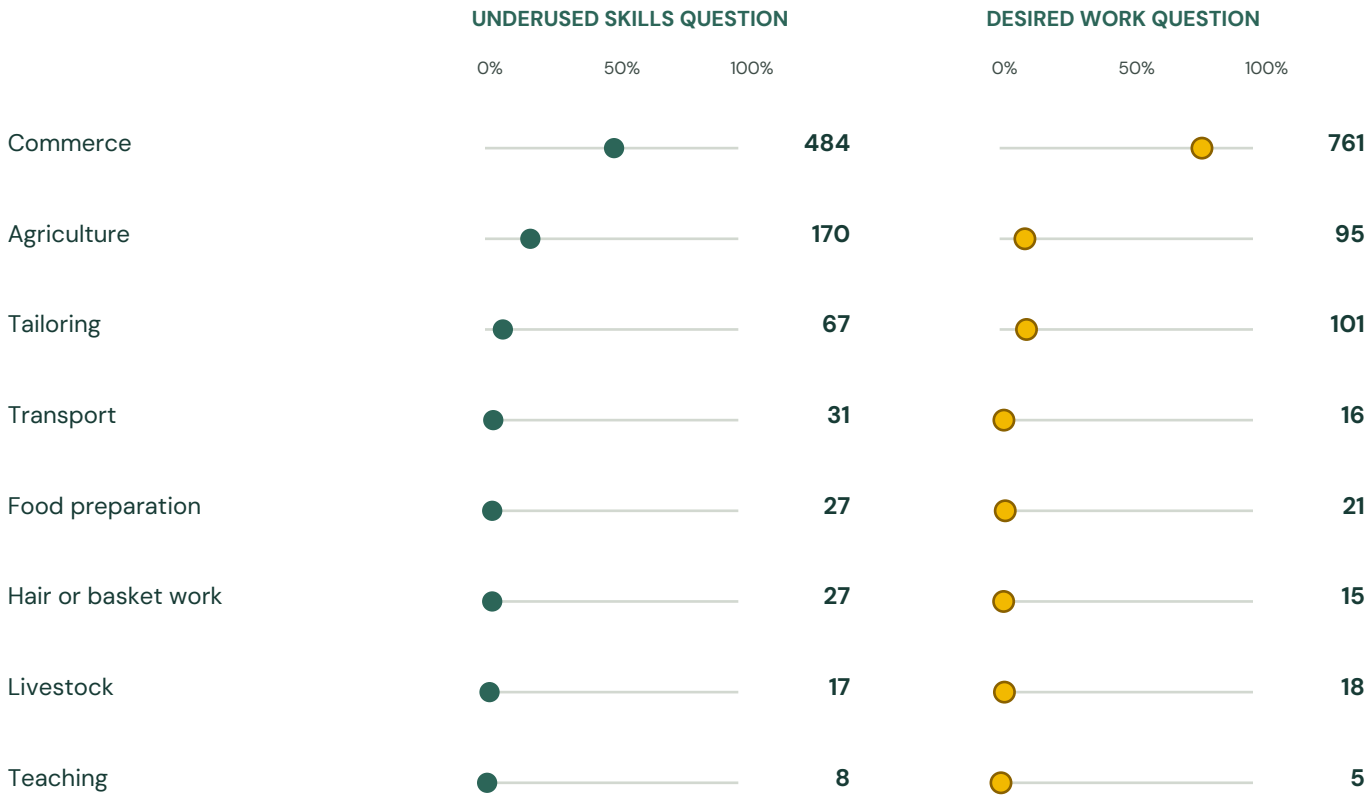

FIGURE 06. Topics in skills and desired-work answers

Nonblank answers: underused or potentially useful skills (AC), n = 950; desired work (AG), n = 953. Each dot uses a 0–100% scale within its column; right-hand figures are counts. Topics overlap. These are different prompts, not a measured change in preference.

A person who can sew but has lost a machine needs a different assessment from someone who wants to learn sewing. The first may need equipment, materials and customers; the second needs instruction, practice and a realistic route into paid work.

Answers also contain broad statements such as “yes” or “I can do anything.” Those should not be promoted into evidence of a specific qualification. A practical demonstration or further conversation may be needed.

Commerce is prominent in both questions, while tailoring appears more often in the desired-work field than in the underused-skills field. The comparison may reflect interest in training, existing capabilities or how the questions were recorded. It cannot identify the explanation on its own.

Use these answers to open a conversation. Verify skills, preferences and opportunities before matching assistance.

08 CONSTRAINTS

Barriers to earning and retaining income

The accounts describe several constraints that may operate at the same time.

RESOURCES

Capital, tools, inputs and land

What must be restored or replaced?

ACCESS

Travel, work, suppliers and markets

Can the person reach and use the opportunity?

HOUSEHOLD CAPACITY

Health, care, time and essential needs

Does the activity fit daily responsibilities?

COMMERCIAL CONDITIONS

Customers, prices and payment

Can earnings cover the operating costs?

Assess the conditions together before selecting the support package.

FIGURE 07. A qualitative framework for program design

Interpretive grouping of issues in the responses. Connections indicate matters to assess together; they are not quantified relationships, a statistical model or proof of causal effects.

Some people describe tools or capital as the immediate obstacle. Others describe being unable to travel safely, find paid work or reach a field. Illness, childcare and hunger affect what work can be undertaken and sustained.

Even a well-equipped business may struggle when customers cannot afford its products. A person who finds work may still receive very low pay or remain unpaid.

The purpose of the framework is to improve assessment. It should help staff ask which constraint matters most for a proposed activity and what else has to be in place for support to work.

The survey does not measure how common each constraint is with standardized questions. The report therefore does not assign percentages or ranks to these qualitative themes.

09 PROTECTION AND LIVELIHOODS

Safety shapes access to work

Recorded accounts connect attempts to earn income with threats, theft, coercion, sexual violence and payments demanded on routes to fields and forests. Some name armed actors. These statements are reported experiences and have not been independently verified by this analysis.

The economic implication is practical. An activity may exist yet remain inaccessible. Distance, fear, travel costs and losses on the way home can reduce or erase its value. Increasing production without considering safe access may leave the main constraint unresolved.

Assess the whole activity

A home-based enterprise may reduce some exposure, but sourcing stock or collecting payment can still require travel. Safety assessment should consider purchasing, production, sale and the return home, as well as where the work itself takes place.

Make room for choice

People should be able to decline an activity they consider unsafe without losing consideration for other support. Where specialist services are available, referral arrangements should be clear before a program begins.

The survey was not a dedicated protection assessment. Reporting was not standardized, and a blank answer cannot be read as evidence of safety. No prevalence of violence or attribution statistic is calculated here.

Keep testimony in proportion

The economic findings do not require publication of identifying accounts, precise routes or names of alleged perpetrators. Those details are excluded. Further protection research would need its own purpose, procedures and participant safeguards.

A livelihood opportunity has to be accessible in practice, including the journey to work and the return home.

Interpretive conclusion from the recorded accounts. It is not an independently measured program effect.

10 HOUSEHOLD RESPONSIBILITIES

Health and care affect economic options



Household interviews in Bujari, December 2024. Photography: Vijana Africa.

CONDITIONS FOR PARTICIPATION

Time to earn a living

Health, care responsibilities and travel affect opportunities to earn. Support must fit the household's daily circumstances.

Respondents describe illness, physical limitations, pregnancy, recent childbirth and responsibility for children or other relatives. Such circumstances can make an activity impractical even when the person has relevant experience. Time, energy and the ability to leave home are economic resources.

Some accounts favor commerce near home or work requiring less physical effort. Others describe productive resources being sold or earnings diverted to health needs. These are reasons to examine the household's situation before setting attendance, travel or repayment expectations.

Make participation feasible

Flexible training, accessible equipment or an activity close to home may suit some people. Others may need support directed to a different working member of the household or assistance beyond an enterprise intervention.

Do not confuse urgency with failure

A family may use business money for food, shelter or treatment because the need is immediate. Calling every such use poor management would miss the condition that undermines the enterprise. Essential needs and productive support should be distinguished in the program budget.

The survey does not contain a standardized disability measure, time-use schedule or full household roster. These themes cannot support a disability prevalence estimate or a quantified care burden.

A follow-up assessment should ask what hours are feasible, who provides care, what travel is acceptable and whether the person wishes to undertake the proposed activity. The answer should shape support rather than merely explain later non-attendance.

11 PRODUCTIVE RESOURCES

Capital is more than a one-time purchase

The asset, operating costs and household context need to fit together.

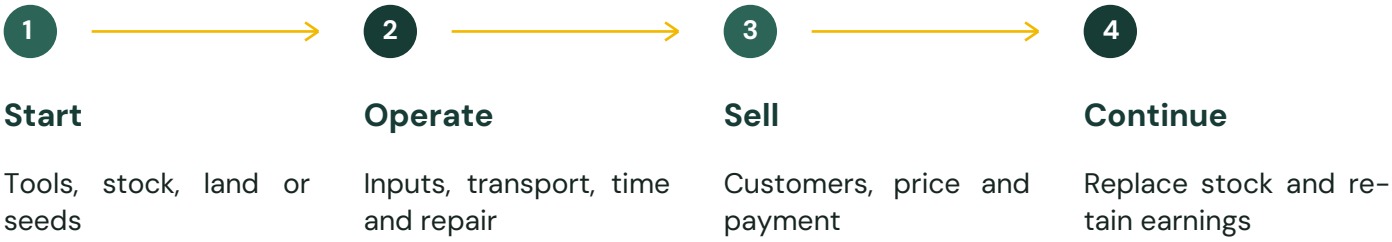

FIGURE 08. The operating requirements of an activity

Illustrative assessment sequence. No costs, financial returns or causal effects are estimated by this diagram.

Requests for money in the answers have different purposes. Some concern starting or restoring trade; others buying tools, renting land or purchasing seeds. Food, clothing, shelter and healthcare also appear. The questionnaire does not provide a consistent requested amount or a costed plan for each household.

Potential support	Questions to resolve before choosing it
Tools or equipment	Does the person have the skill? Are materials, maintenance and customers accessible?
Stock or a business grant	What will be sold, to whom and at what margin? Can stock be replaced after sales?
Agricultural inputs	Is land available and legitimately accessible? Are timing, production needs and safe access suitable?
Training or apprenticeship	What skill is missing? Where will practice and paid work become possible?
Employment connection	Does acceptable work exist? Are pay, access and conditions clear?

These are choices to investigate, not interventions proven by this survey. In particular, a capital request should not become a loan by default when income, debts and repayment capacity remain unknown.

12 MARKET ASSESSMENT

Demand must support the livelihood

A strong preference for commerce does not establish a viable market.

761 desired-work answers mention commerce

FIGURE 09. A prominent topic, not a profitability estimate

761 of 953 nonblank answers (79.9%) contain commerce-related terms. Topics can overlap and may appear in explanations or limitations as well as preferences.

Respondents often see trade as a practical way to earn money where fields are unavailable. Some favor food products because their household can consume stock if it does not sell. These choices make sense at household level, but they do not guarantee commercial returns.

Other answers describe too many sellers, limited customers and difficulty being paid. Financing many identical businesses could spread demand too thinly. Before choosing a sector, implementing partners should consult buyers, suppliers and existing operators, including businesses that have closed.

Ask who will buy

Identify the customer, frequency of purchase, affordable price and competing suppliers. A training provider's capacity to run a course is not evidence that graduates can sell the resulting service.

Calculate the usable earnings

For trade, compare likely sales with purchase costs, transport, losses and other operating expenses. Account for replacing stock. For paid work, record hours, work-related costs and payment actually received.

Separate cash flowing through an activity from money available to the household. A business can turn over stock rapidly and still produce little income. An apparently profitable activity can also demand more time or risk than the participant accepts.

Choose a manageable test

Begin with a small number of activities with plausible demand and a clear support package. Record why each was selected. If customers or sourcing do not materialize, adapt the activity rather than treating the original plan as a commitment that must be defended.

13 PROGRAM RESPONSE

Match support to the actual constraint

Three pathways should follow assessment of skills, opportunity and household circumstances.

01

Restore a familiar activity

Existing capability; missing tools, stock or inputs

Verify current demand and operating requirements.

02

Enable access to work

Capability is present; practical access is blocked

Assess connections, travel, care arrangements and fair payment.

03

Develop a new capability

A desired occupation requires learning and practice

Connect instruction to experience, equipment and a credible route to earnings.

FIGURE 10. A proposed matching framework

Program design recommendations, not tested intervention results. Pathways can be combined or changed with the participant.

An assessment may also find that essential support or a specialist service is needed before an income activity is feasible. Recognizing that need is part of good targeting. It should not be a reason to press every person into training or business ownership.

The household perspective remains important. A respondent may identify a tool or skill held by a spouse or another relative. The person who would use the assistance should participate in the choice, and the program should clarify who will manage resources and receive earnings.

14 IMPLEMENTATION

A pilot designed to learn

Validate present conditions, test a focused offer and document what changes.



FIGURE 11. An illustrative six-month learning cycle

Suggested sequence for implementing partners; timing should reflect local conditions and participant needs.

Validate and recruit

Check whether the 2024 priorities still apply through community discussion and a small market assessment. Use varied recruitment routes so that membership in an existing group is not the only way into a pilot. Renew contact and consent rather than assume the original respondent list is current.

Funders and implementing partners should agree a manageable initial scale based on delivery capacity, market opportunities and the full cost of follow-up. A focused first phase allows the approach to be corrected before expansion.

Budget the delivery

Cost assessment, direct assistance, training, follow-up and maintenance together. Keep essential household support distinct from business inputs. Grants or equipment alone do not describe the full cost of a program.

Record the choice

For each household, document the proposed activity, the relevant skill, the constraint being addressed and the reason for the support package. Establish simple baseline measures before delivery.

Selection criteria should be clear and feasible for people whose knowledge is practical rather than written. A polished business plan should not substitute for evidence that the opportunity can work.

Adapt and explain

Review activities that stop or change. Record causes such as weak demand, health, access or unsuitable equipment when known. A pilot is valuable when it identifies a failed assumption early enough to change course.

Maintain an accessible feedback route and explain what assistance is available. Participation in research should not be presented as a promise of future support.

15 LEARNING AND ACCOUNTABILITY

Measure earnings and continuity

Delivery is an output. Sustained, usable income is an outcome to examine.

Measure	Practical collection approach
Activity continuity	Operating status before support and at months 1, 3 and 6. Record interruptions and reasons.
Net business earnings	Sales less operating costs over a consistent recall period. Distinguish replacing stock from household withdrawals.
Paid work earnings	Pay actually received, hours worked, work-related costs and amounts still unpaid.
Household pressure	Brief repeated questions on food, essential expenses and sale of productive assets in emergencies.
Control and accessibility	Who manages the activity and receives earnings? Does participation fit care, health and travel constraints?
Safety and unintended effects	An optional, safe route for reporting problems connected with participation and for requesting a response.

Use a new baseline

The original survey does not measure income consistently enough to serve as the pilot's economic baseline. Collect starting values before assistance, using clear recall periods and definitions that participants can understand.

Reporting should distinguish grants delivered, courses completed and machines supplied from changes in earnings or household wellbeing. Each answers a different question.

Keep missing outcomes visible

Participants who stop an activity or cannot be contacted must remain visible in the results. Report follow-up coverage and unknown outcomes rather than remove difficult cases from the denominator of success.

A before-and-after pilot can document change. Establishing causation would require a separately designed comparison strategy and adequate resources. Do not attach a causal claim to an observational follow-up alone.

16 PRIORITIES FOR ACTION

Recommendations for stakeholders

Economic recovery requires coordinated action on resources, access and viable demand.

01 Humanitarian and development organizations

Combine productive support with a household assessment. Match tools, grants, training or employment connections to existing skills and practical constraints. Plan for food and health pressures that may otherwise undermine the activity.

02 Funders and philanthropic partners

Finance the full pathway to earnings: assessment, inputs, mentoring, maintenance and follow-up. Use phased funding with clear learning milestones. Requests for capital should not automatically become loans when repayment capacity is unknown.

03 Public authorities and coordination bodies

Prioritize safe access to work, markets and services. Coordinate livelihood support with protection, health and education responses. Where agriculture is feasible, clarify legitimate land access and production requirements before distributing inputs.

04 Employers, training providers and market actors

Link training to demonstrated demand and practical experience. Make payment terms and work conditions explicit. Support activities with identifiable buyers rather than expanding identical trades solely because they are frequently requested.

05 Researchers and implementing partners

Update household priorities under current conditions. Record household size directly, use consistent income measures and report follow-up coverage. Return accessible findings to affected communities and use their feedback to improve the response.

Rebuilding a livelihood requires more than restarting an activity. It requires the means to work, access to customers and conditions that allow a household to retain the income it earns.

17 METHODOLOGICAL INTERPRETATION

Methods and limitations

Scope and representativeness

The workbook does not provide a sampling frame, recruitment protocol, refusal record or population weights. Findings describe the retained household responses. They cannot estimate conditions across all camps, all displaced households or Goma as a whole.

Place and time

The study was conducted in Bujari displacement camp near Goma. Survey submissions are dated 5-11 December 2024. The distribution of interviews within the camp is not documented in the analytical dataset. Findings should be read in their December 2024 context.

Household independence

Removing repeated UUIDs identifies exact repeat submissions, not every possible repeat interview or overlap between households. The household population calculation assumes distinct households and the external national mean. It is not a roster-based total.

Missing measures

There is no usable structured age distribution, consistent income measure, household-size field, standardized disability measure or market assessment. Camp duration is inconsistently recorded. No resilience index or reliable age-group comparison is calculated.

Recording and translation

Answers range from short phrases to detailed accounts. Some use first-person wording; others are third-person summaries. Some do not directly answer the question under which they appear. Similar language may reflect facilitator practice. The export is not treated as a set of verified verbatim transcripts.

Exploratory text indicators

Rules match specified words after lowercasing and accent removal. A match can be indirect, negated or part of an explanation. Unusual spellings and implicit descriptions can be missed. Counts are reported as mentions or topics, not adjudicated occupational prevalence or verified skill.

Qualitative interpretation

Thematic discussion is interpretive. No numerical prevalence is assigned to safety, care or other themes without standardized coding. Accounts of violence are not independently verified allegations, and silence on an issue cannot establish its absence.

Causation and ethics

The study describes reported circumstances and priorities; it does not evaluate an intervention. Individual names, precise coordinates and identifying narratives are omitted. Photographs document field activities and are not linked to specific answers or allegations.

APPENDIX A

Text indicator codebook

The quantitative topic indicators use three fields: previous livelihood (W), underused or potentially useful skills (AC) and desired work (AG). Answers are lowercased and stripped of accents. A record is counted once per category per question if any pattern matches. Categories overlap. There is no automatic resolution of negation, timing or who performed the activity.

Indicator	Terms or matching stems
Agriculture	agri; cultiv; cultuv; curtiv; culivat; champ and related forms
Commerce	commerc; commencant; commer followed by c or s; commere; commerr; whole-word vente or ventes; vend; boutique; kiosque
Livestock	elevage; eleveu; elevat; betail; bovin; vache; chevre; porc; poule; berger; pasteur
Charcoal or firewood	brais; bres or brez; whole-word bois; charbon
Transport	motard; mortar; mortad; chauff; taxi; condu; transport; ch[ui]kud; tch[ui]kud; ch[ui]koud; c[hu]kud; tort[ui]; velo
Tailoring	coutur; couture; coudre; coupe followed by an optional character and cout; tailleur; tailleuse
Construction or woodwork	macon; menuis; charpent; scier; concass; construction; planch; bloc
Teaching	enseign; professeur; prefet
Food preparation	patiss; beign; begni; beigne; cuisine; restaur
Hair or basket work	coiff; tress; tiss; panier; kikapo; bikapo; natte; murago

Unless specified as whole words, patterns match substrings. Square brackets indicate one listed character. The term “machine” is excluded from construction because it can refer to a sewing machine. Whole-word bois avoids classifying boisson as firewood. School-related élève is not itself a livestock match.

The overlap figure applies the agriculture and commerce rules to the same previous-livelihood answer and partitions the 957 records into four groups. It does not create a transition between questions. A later study could improve these indicators through independent manual coding and adjudication.

APPENDIX B

Reference counts

Field	Nonblank	Missing
Respondent sex	955	2
Marital status	957	0
Time in camp	955	2
Previous livelihood	957	0
How family met needs	954	3
Cash for expenses	954	3
Useful financial strategies	950	7
Skills used before displacement	941	16
Underused or useful skills	950	7
Support for stability	951	6
Current challenges	950	7
Desired work	953	4
Ideas observed elsewhere	950	7
Additional ideas	940	17
Structured age	0	957

Nonblank means a cell contains text. It does not establish an informative or correctly placed answer. “Yes,” “none” and “RAS” remain nonblank.

Selected indicator	Count	Base	Share
Agriculture in previous work	684	957	71.5%
Commerce in previous work	380	957	39.7%
Both in previous work	186	957	19.4%
Commerce in skills answers	484	950	50.9%
Tailoring in skills answers	67	950	7.1%
Commerce in desired work	761	953	79.9%
Tailoring in desired work	101	953	10.6%

APPENDIX C

Questionnaire in English

English translation of the substantive French-language questions, organized by section.

Basic information

What is your name? What is your sex? What is your marital status? How long have you lived in this displacement camp? The export also contains an age field with no usable retained values.

Livelihoods before displacement

Before you were displaced, what did you do to earn a living? How did your family meet its needs before displacement? What did you do to obtain cash for school fees, healthcare, emergencies or other expenses? Were there particular activities or strategies that worked well financially for you or others in your community? Why do you think they were effective?

Skills and knowledge

What skills or knowledge did you use in your work or livelihood before displacement? Do you have skills or knowledge that you feel are underused or could help you earn money now?

Aspirations and challenges

What do you think would be needed to help you and your family rebuild financial stability? What challenges do you currently face in trying to earn money or support your family? If you had access to resources or support, what kind of work would you like to do, and why?

General feedback

Is there anything you have seen others do here or elsewhere that you think could work for your community? Is there anything else you would like to share about your experiences or ideas for economic opportunities?

Interview approach

Open-ended questions invited respondents to describe their experiences and priorities in their own terms. Follow-up prompts encouraged fuller explanations.

REFERENCES

Sources and acknowledgements

Primary study

Vijana Africa. Bujari household livelihoods survey. French-language household responses submitted 5-11 December 2024. The analysis includes 957 records after screening. Record selection, denominators and text indicators are documented in the methods and appendices.

Household-size reference

Institut National de la Statistique, École de Santé Publique de Kinshasa and ICF. Enquête Démographique et de Santé 2023-2024. Final report, chapter 2, printed page 9. The national mean of 5.3 members per household provides the external benchmark for the estimate of approximately 5,100 household members.

Read the source report through UNFPA DRC

Acknowledgements

Vijana Africa thanks the households who shared their time, experience and priorities, and the field team whose work made this study possible. Their contributions are the foundation of this report.

Photography

All photographs: Vijana Africa. Field photographs document survey activities in Bujari displacement camp in December 2024.

Vijana! Africa Entertainment

Listen to households.
Inform decisions.
Support recovery.

CONTACT AND FURTHER INFORMATION

Connect with Vijana Africa

For research enquiries, partnerships and further information about this study, contact Vijana Africa.

US Headquarters

3211 Charleston Blvd
Rockingham, VA 22801
United States

DRC Office

Galerie Umoja, Suite 5, Boulevard Kanyamuhanga
Goma, Nord Kivu, RDC

Email and telephone

info@vijanafrica.org
+1 (540) 575-3107

VIJANA AFRICA

www.vijanafrica.org

Scan to visit the website

CONGO EVIDENCE

www.congoevidence.org

Scan to visit the website

TECH PEACE FOR CONGO

www.techpeaceforcongo.org

Scan to visit the website